




# FTR - Flight Test Report

Dieser Prüfbericht darf ohne schriftliche Zustimmung der EAPR nicht, auch nicht auszugsweise, veröffentlicht werden.

Manufacturer	 UP International Kreuzeckbahnstraße 7 D-82462 Garmisch-Partenkirchen	Type testing No.	EAPR-GS-0767/18
		serial number	XA61-02-1-178-7301
Model	Ascent SM	Location	Brauneck
Comment			Gerlitzten



Rev. 2.3 - 26.11.2014  
EAPR GmbH - Marktstr. 11  
D-87730 Bad Grönenbach - Germany

Date of testing	15.10.2017	Minimum take off weight	70 kg	Maximum take off weight	90 kg
Testpilot	Sepp Bauer			Pascal Purin	
Harness	EAPR- Testequipment			EAPR Schwer	
Pilot's take off weight		70 kg		95 kg	

Classification	A
----------------	---



Test-criteria	Minimum take off weight	Evaluation	Maximum take off weight	Evaluation
<b>1. Inflation / take-off - 4.4.1</b>				
Rising behavior	Smooth, easy and constant rising, no pilot correction required	A	Smooth, easy and constant rising, no pilot correction required	A
Special take off technique required	No	A	No	A
<b>2. Landing - 4.4.2</b>				
Special landing technique required	No	A	No	A
<b>3. Speeds in straight flight - 4.4.3</b>				
Trim speed more than 30km/h	Yes	A	Yes	A
Speed range using the controls larger than 10km/h	Yes	A	Yes	A
Minimum speed	Less than 25 km/h	A	Less than 25 km/h	A
<b>4. Control movement - 4.4.4</b>				
Max. weight in flight up to 80kg		-		-
Max. weight in flight 80 to 100kg	Increasing > 60cm	A	Increasing > 60cm	A
Max. weight in flight greater than 100kg		-		-
<b>5. Pitch stability exiting accelerated flight - 4.4.5</b>				
Dive forward angle on exit	Dive forward less than 30°	A	Dive forward less than 30°	A
Collapse occurs	No	A	No	A
<b>6. Pitch stability operating controls during accelerated flight - 4.4.6</b>				
Collapse occurs	No	A	No	A
<b>7. Roll stability and damping - 4.4.7</b>				
Oscillations	Reducing	A	Reducing	A
<b>8. Stability in gentle spirals - 4.4.8</b>				
Tendency to return to straight flight	Spontaneous exit	A	Spontaneous exit	A
<b>9. Behaviour exiting a fully developed spiral dive - 4.4.9</b>				
Initial response of glider (first 180°)	Immediate reduction of rate in turn	A	Immediate reduction of rate in turn	A
Tendency to return to straight flight	Spontaneous exit	A	Spontaneous exit	A
Turn angle to recover normal flight	Less than 720°, spontaneous recovery	A	Less than 720°, spontaneous recovery	A
<b>10. Symmetric front collapse - 4.4.10</b>				
Folding lines used	No		No	
Entry	Rocking back less than 45°	A	Rocking back less than 45°	A
Recovery	Spontaneous in less than 3 sec	A	Spontaneous in less than 3 sec	A
Dive forward angle on exit	0° - 30°   Keeping course	A	0° - 30°   Keeping course	A
Cascade occurs	No	A	No	A
Entry	Rocking back less than 45°	A	Rocking back less than 45°	A
Recovery	Spontaneous in less than 3 sec	A	Spontaneous in less than 3 sec	A
Dive forward angle on exit	0° - 30°   Keeping course	A	0° - 30°   Keeping course	A
Cascade occurs	No	A	No	A
Entry	Rocking back less than 45°	A	Rocking back less than 45°	A
Recovery	Spontaneous in less than 3 sec	A	Spontaneous in less than 3 sec	A
Dive forward angle on exit	0° - 30°   Keeping course	A	0° - 30°   Keeping course	A
Cascade occurs	No	A	No	A
<b>11. Exiting deep stall (parachutal stall) - 4.4.11</b>				
Deep stall achieved	Yes		Yes	
Recovery	Spontaneous in less than 3 sec	A	Spontaneous in less than 3 sec	A
Dive forward angle on exit	0° - 30°	A	0° - 30°	A
Change of course	Changing course less than 45°	A	Changing course less than 45°	A
Cascade occurs	No	A	No	A

12. High angle of attack recovery - 4.4.12									
Recovery	Spontaneous in less than 3 sec			A	Spontaneous in less than 3 sec	A			
Cascade occurs	No			A	No	A			
13. Recovery from a developed full stall - 4.4.13									
Dive forward angle on exit	0° - 30°			A	0° - 30°	A			
Collapse	No collapse			A	No collapse	A			
Cascade occurs (other than collapse)	No			A	No	A			
Rocking backward	Less than 45°			A	Less than 45°	A			
Line tension	Most lines tight			A	Most lines tight	A			
14. Asymmetric collapse (trim speed) - 4.4.14									
Folding lines used	No				No				
Change of course until re-inflation	trim speed, max 50% collapse	< 90°	Dive or roll angle	0° - 15°	A	< 90°	Dive or roll angle	15° - 45°	A
Re-inflation behavior		Spontaneous re-inflation			A	Spontaneous re-inflation			A
Total change of course	trim speed, max 75% collapse	Less than 360°			A	Less than 360°			A
Collapse on the opposite side occurs		No			A	No			A
Twist occurs		No			A	No			A
Cascade occurs		No			A	No			A
Change of course until re-inflation	accelerated, max 50% collapse	< 90°	Dive or roll angle	15° - 45°	A	< 90°	Dive or roll angle	15° - 45°	A
Re-inflation behavior		Spontaneous re-inflation			A	Spontaneous re-inflation			A
Total change of course	accelerated, max 75% collapse	Less than 360°			A	Less than 360°			A
Collapse on the opposite side occurs		No			A	No			A
Twist occurs		No			A	No			A
Cascade occurs		No			A	No			A
Change of course until re-inflation	accelerated, max 50% collapse	< 90°	Dive or roll angle	0° - 15°	A	< 90°	Dive or roll angle	15° - 45°	A
Re-inflation behavior		Spontaneous re-inflation			A	Spontaneous re-inflation			A
Total change of course	accelerated, max 75% collapse	Less than 360°			A	Less than 360°			A
Collapse on the opposite side occurs		No			A	No			A
Twist occurs		No			A	No			A
Cascade occurs		No			A	No			A
Change of course until re-inflation	accelerated, max 50% collapse	< 90°	Dive or roll angle	0° - 15°	A	< 90°	Dive or roll angle	15° - 45°	A
Re-inflation behavior		Spontaneous re-inflation			A	Spontaneous re-inflation			A
Total change of course	accelerated, max 75% collapse	Less than 360°			A	Less than 360°			A
Collapse on the opposite side occurs		No			A	No			A
Twist occurs		No			A	No			A
Cascade occurs		No			A	No			A
15. Directional control with a maintained asymmetric collapse - 4.4.15									
Able to keep course straight	Yes			A	Yes	A			
180° turn away from the collapsed side possible in 10 sec	Yes			A	Yes	A			
Amount of control range between turn and stall or spin	More than 50% of the symmetric control travel			A	More than 50% of the symmetric control travel	A			
16. Trim speed spin tendency - 4.4.16									
Spin occurs	No			A	No	A			
17. Low speed spin tendency - 4.4.17									
Spin occurs	No			A	No	A			
18. Recovery from a developed spin - 4.4.18									
Spin rotation angle after release	Stops spinning in less than 90°			A	Stops spinning in less than 90°	A			
Cascade occurs	No			A	No	A			
19. B-line-stall - 4.4.19									
Change of course before release	Changing course less than 45°			A	Changing course less than 45°	A			
Behaviour before release	Remains stable with straight span			A	Remains stable with straight span	A			
Recovery	Spontaneous in less than 3 sec			A	Spontaneous in less than 3 sec	A			
Dive forward angle on exit	0° - 30°			A	0° - 30°	A			
Cascade occurs	No			A	No	A			
20. Big ears - 4.4.20									
Entry procedure	Standard technique			A	Standard technique	A			
Behaviour during big ears	Stable flight			A	Stable flight	A			
Recovery	Spontaneous in less than 3 sec			A	Spontaneous in less than 3 sec	A			
Dive forward angle on exit	0° - 30°			A	0° bis 30°	A			
21. Big Ears in accelerated flight - 4.4.21									
Entry procedure	Standard technique			A	Standard technique	A			
Behaviour during big ears	Stable flight			A	Stable flight	A			
Recovery	Spontaneous in less than 3 sec			A	Spontaneous in less than 3 sec	A			
Dive forward angle on exit	0° - 30°			A	0° bis 30°	A			
Behaviour immediately after releasing the accelerator while maintaining big ears	Stable flight			A	Stable flight	A			
23. Alternative means of directional control - 4.4.22									
180° turn achievable in 20 sec	Yes			A	Yes	A			
Stall or spin occurs	No			A	No	A			
23. Any other flight procedure and/or configuration described in the user's manual - 4.4.23									
Procedure works as described				NA		NA			
Procedure suitable for novice pilots				NA		NA			
Cascade occurs				NA		NA			
24. Remarks of testpilot:									